





# Folk Fiddle lessons / Group Sight reading / Violins / Violas / Cellos /

Music for the traditional English tune The Spanish Dance collected by E. & J. Winder 1835-41, Wyresdale, Lancashire.

**Key:** C Major

**Time signature:** 2/4

**Rhythms:** This tune contains the following elements:

 and  and  and one  at the end. Upbeats are single quavers in the 2nd and 3rd parts and two slurred semiquavers in the 1st part.

My group sight-read a new tune each week and in order to get the tune under way quickly nearly all parts have the same rhythm. The 3rd and 2nd parts have more repeated notes than the 1st encouraging concentration on rhythm rather than notes.

**Level of ability:** There are three fiddle parts and a chord outline.

- i) The tunes (Treble clef) chosen require a good working knowledge of the keys with any finger pattern 1\_23 or 12\_3 or 1\_2\_3 involved. This part is also available in Alto and Bass clefs (in lower 8ves). This violin part is provided at two different octaves.
- ii) 2nd Violin/Viola part (Treble clef) uses the 1\_23 pattern. This version can also be used to encourage more advanced violists to sight read in the Treble clef. This part is also available in Alto Clef as well as an 8ve lower in Bass clef.
- iii) 3rd Violin/Viola part (Treble clef) consists of open strings and 1st fingers and has been designed to be suitable for pupils who have just completed a year of Wider Opportunities or are sight-reading in an orchestra for the first time. The Treble clef part can be used to encourage more advanced violists to sight-read in both clefs. This part is available in Alto Clef and also an 8ve lower in Bass clef.
- iv) There are a list of chords for piano. Whilst not essential, it does add to the fiddle orchestra flavour and increases the amount of musicianship being developed. Another pupil has learnt how to do this whilst the group has been improving their sight-reading. Fiddlers have to listen to the changes in harmony as one of their key methods of knowing where they are. I play the fiddle instead of conducting in order to encourage counting and listening.

**Balance:** As long as the tune can be heard it is not critical how many people are on each part. With all parts having the same rhythm I encourage players to move up a part as soon as they feel they can manage the next level.

**Tip:** If new rhythms are involved I ask the whole group to read the 3rd part to establish the flow. We then split to 2nd and 3rd and follow on to all three parts. Thus 3rd part players get extra practice and the most advanced read the rhythms with the maximum combination of notes at hand.

**To access:** Only my pupils can access this course.

[Violin / Sight reading / Fiddle / Sight reading / Viola / Sight reading / Cello / Sight reading / Fiddle Orchestra / Sight reading /](#)

© Sarah Hackett 2013

[www.lol4life.co.uk](http://www.lol4life.co.uk)